


Tips for homeowners to prevent

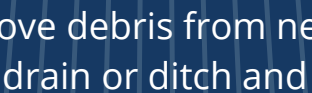
Flood & Water Damage


Canadian
Home Builders'
Association




Simple Steps

Clean your eavestroughs 

Remove debris from nearest storm drain or ditch and culvert 

Ensure valuable items are stored off the floor or in watertight containers 

Watch for abnormal increase in water bills due to hidden leaks (e.g. toilets) 


Keep sink and floor drains clear of obstruction 

Keep an eye on plumbing, fixtures and appliances for leaks 

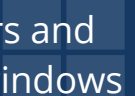
Test your sump pump 


Professional Steps


Install water detection devices 

Correct grading to direct water at least 2m away from foundation 

Ensure downspouts extend at least 2m away from foundation 

Install window well covers and consider water resistant windows 

Clean out or install a backwater valve 

Install a backup sump pump and battery 

For more resources on maintaining your home and renovating, visit <https://blog.chba.ca>